

*Pointing you home.*



# Handpeeled & Rustic Hewn Kiln-Dried Products

## True Half-Log Siding with Full Log Corners on a conventional frame looks Indistinguishable from Full-Log Construction

Our true half-log siding is produced by actually cutting logs in half – maintaining the natural contours of the log as opposed to cut and shaped from thick, square beams, called cants.

### Two Styles of Log Finishes

Handpeeled – using traditional drawknives  
Rustic hewn – appears handpeeled though achieved by machine

### The Benefits of Kiln-Dried True Half-log Siding

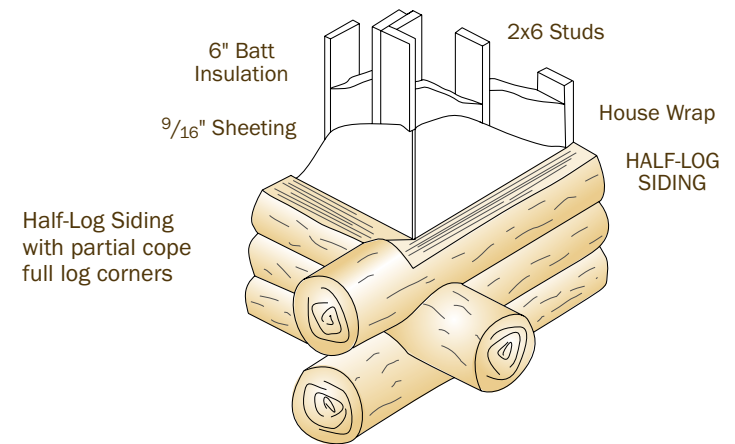
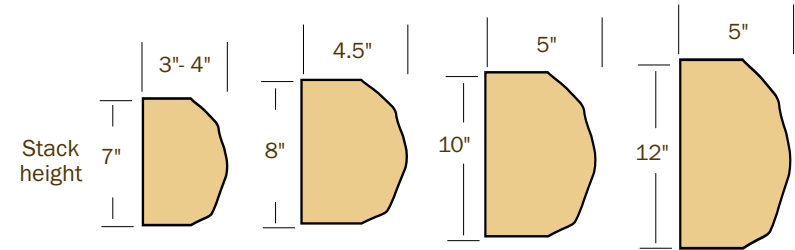
- Full-log aesthetics at affordable prices
- Total interior & exterior design flexibility
- No log settlement
- Increased energy efficiency
- Save time & money on construction
- Use your own contractor
- Hidden mechanicals using conventional plumbing and electrical methods
- Planned for easier installation

Call for qualified builders in your area  
**877.646.8564**

## TRUE HALF-LOG SIDING ALSO CALLED INSULATED LOG CONSTRUCTION



True Half-Logs available in: Pine: 7", 8", 10" & 12" stack height



## FULL LOG CORNER OPTIONS FOR INSULATED OR HALF-LOG PACKAGES



**BUTT & PASS**  
7", 8", 10", & 12" Pine

**PARTIAL COPE**  
8", 10" & 12" Pine

**VERTICAL LOG**  
7", 8", 10", & 12" Pine

**SADDLE NOTCH**  
8", 10", & 12" Pine

No settling • Interior flexibility • Easy installation • Hidden mechanicals • Full-logs construction products available

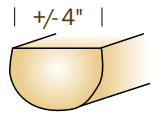
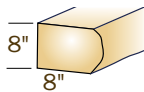
# Complete Line of Accessories

## RAFTERS, HEADERS & POSTS



**A. Pine Rafter**  
6" or 8" diameter.  
8' thru 18' lengths.

**B. Pine Header**  
8' thru 16' lengths.

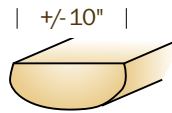


**C. Posts** — Pine 6", 8" & 10" diameter. 8' thru 16' lengths.

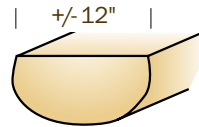
## STAIR COMPONENTS



**D. Half Log Pine Treads**  
8' length.



**E. Half Log Pine Stringer**  
14' or 16' length.



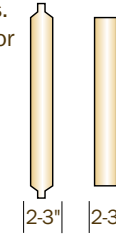
## RAILING COMPONENTS



**F. Handrails**  
Cedar 8' & 10' lengths. Skim cut or full round.



**G. Cedar Spindles**  
32" lengths. Tenonized or square cut



## TIE BEAMS

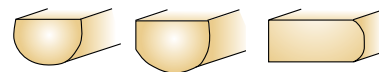


**H. Tie Beam** — Up to 32" lengths. 8" diameter on small end & 10" - 12" diameter on butt end.

## MANTELS



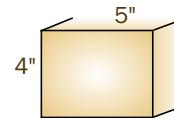
Made to order. Custom cut to your specifications. 8' & 10' lengths.



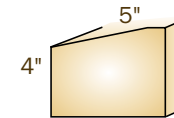
## CUSTOM TRIM



**I. Standard Trim**



**J. Sill Cut 10°**



Inside corner: 5" x 5"



**Stevens Point Log Homes is the leading manufacturer of hand peeled, kiln dried log home materials. Our one-of-a-kind, six-step process ensures the highest quality product on the market.**



Milled to exact specifications



Kiln dried



Planed to a uniform stack height



Hand peeled with drawknives & prescribed



Dipped in a wood preserving solution



Stored under shed roofs

**Supplying:**

- Log home companies
- Log home builders
- Local builders
- Do-it-yourselfers

**For:**

- New construction
- Renovations
- Modular homes
- Panelized homes



*Pointing you home.*



1203 Stans Drive  
Stevens Point, WI 54481

T 877.646.8564

F 715.544.0512

E info@pointlogs.com

www.pointlogs.com